


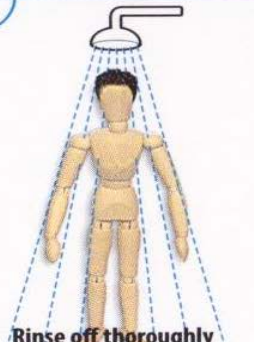




Patient information – infection control department

# MRSA decolonisation

When you visited the hospital recently, you had some swabs taken and MRSA (methicillin-resistant staphylococcus aureus) was found. This leaflet explains how to use the treatment provided to reduce the amount of MRSA on your skin.

<p><b>Step 1</b></p>  <p><b>Hair</b> <b>Body</b></p> <p>Ensure Hair and Body are Wet</p>	<p><b>Step 2</b></p>  <p>octenisan® damp washcloth</p> <p>Apply octenisan® undiluted</p>	<p><b>Step 3</b></p>  <p><b>Hair</b> <b>Body</b></p> <p>1 Min*</p> <p>Apply octenisan® evenly all over the body &amp; hair (recommended skin contact time 1 minute*)</p> <p>All over Hair &amp; Body. Focus on areas a, b, c</p>		
<p><b>Step 4</b></p>  <p>Rinse off thoroughly</p>	<p><b>Step 5</b></p>  <p>Dry with Clean towel</p>	<p><b>Step 6</b></p>  <p>Put on clean clothing &amp; bedding</p>		
<p><b>Day 1</b></p> <p><b>Body</b></p>	<p><b>Day 2</b></p> <p><b>Body &amp; Hair</b></p>	<p><b>Day 3</b></p> <p><b>Body</b></p>	<p><b>Day 4</b></p> <p><b>Body &amp; Hair</b></p>	<p><b>Day 5</b></p> <p><b>Body</b></p>

\*tested according to EN12054

## Treatment

You will be given a bottle of Octenisan body wash and a tube of nose ointment. These should be applied in the five days prior to your date of surgery.

## Application methods/instructions

1. Nose ointment – apply three times per day for five days. Using a cotton bud or clean finger, insert a small pea-sized amount of ointment inside the front end of each nostril and press both sides of the nostril together
2. Body wash – use instead of your usual soap for your body once a day for five days and also use to wash your hair instead of your usual shampoo on day two and day four of treatment.

**If you experience any problems while using these products, please consult your GP for advice.**

Author: Catherine Wagland, infection control matron  
Revision number: 2  
Approved: September 2015  
Review date: September 2017

**Moorfields Eye Hospital NHS  
Foundation Trust**  
**City Road, London EC1V 2PD**  
**Phone: 020 7253 3411**  
**[www.moorfields.nhs.uk](http://www.moorfields.nhs.uk)**

## Moorfields Direct telephone helpline

Phone: 020 7566 2345

Monday–Friday, 9am–9pm

Information and advice on eye conditions and treatments from experienced ophthalmic-trained nurses.

## Patient advice and liaison service (PALS)

Phone: 020 7566 2324 or 020 7566 2325

Email: [pals@moorfields.nhs.uk](mailto:pals@moorfields.nhs.uk)

Moorfields' PALS team provides confidential advice and support to help you with any concerns you may have about the care we provide, guiding you through the different services available at Moorfields. The PALS team can also advise you on how to make a complaint.

## Your right to treatment within 18 weeks

Under the NHS constitution, all patients have the right to begin consultant-led treatment within 18 weeks of being referred by their GP. Moorfields is committed to fulfilling this right, but if you feel that we have failed to do so, please contact our patient advice and liaison service (PALS) who will be able to advise you further (see above). For more information about your rights under the NHS constitution, visit [www.nhs.uk/choiceinthenhs](http://www.nhs.uk/choiceinthenhs).

Moorfields Eye Hospital NHS Foundation Trust  
City Road, London EC1V 2PD  
Phone: 020 7253 3411  
[www.moorfields.nhs.uk](http://www.moorfields.nhs.uk)